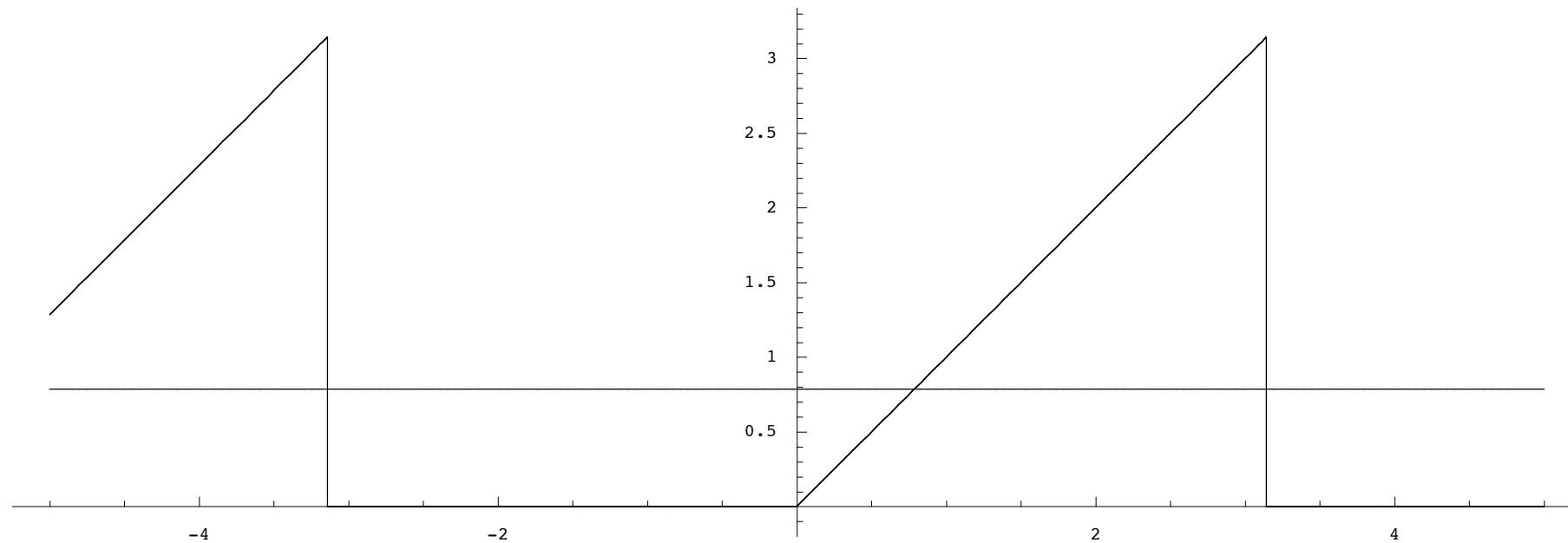
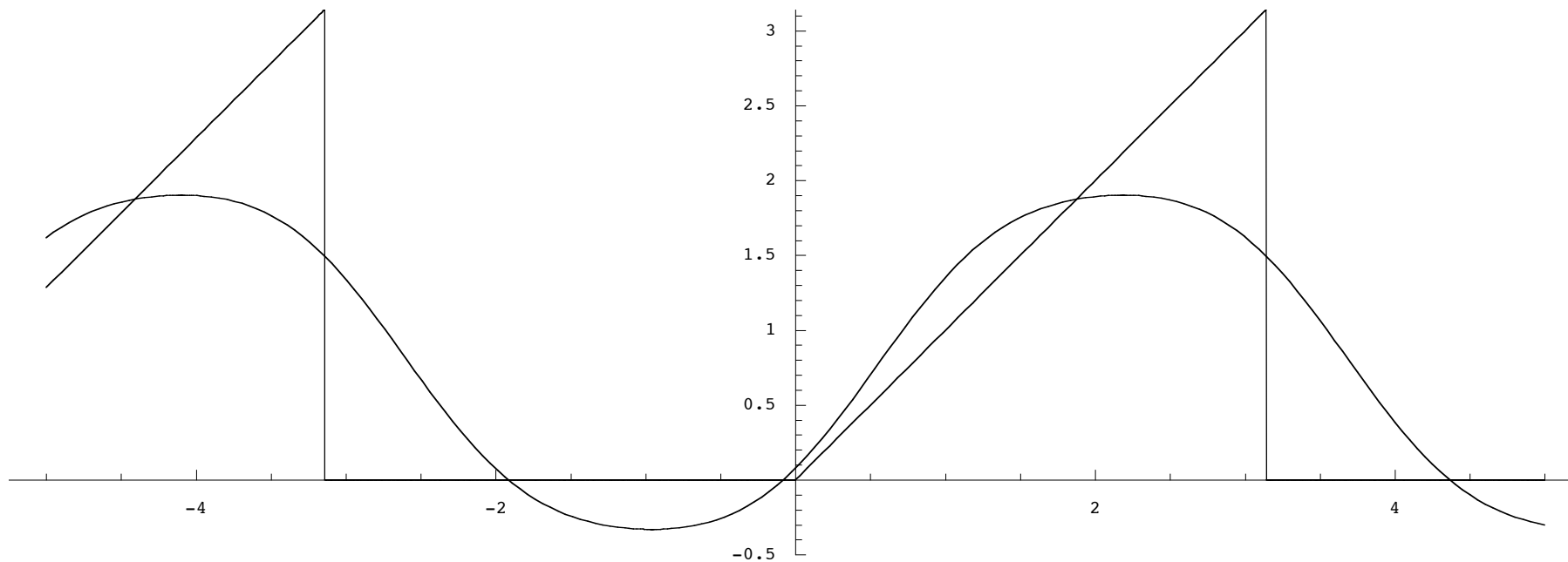


```
Plot[{If[x > Pi, 0, If[x > 0, x, If[x > -Pi, 0, 2Pi + x]]], Pi/4}, {x, -5, 5}, PlotPoints -> 200,  
  AspectRatio -> Automatic, PlotRange -> {-0.2, Pi+0.2}, PlotStyle -> {{Thickness[0.001]}}
```



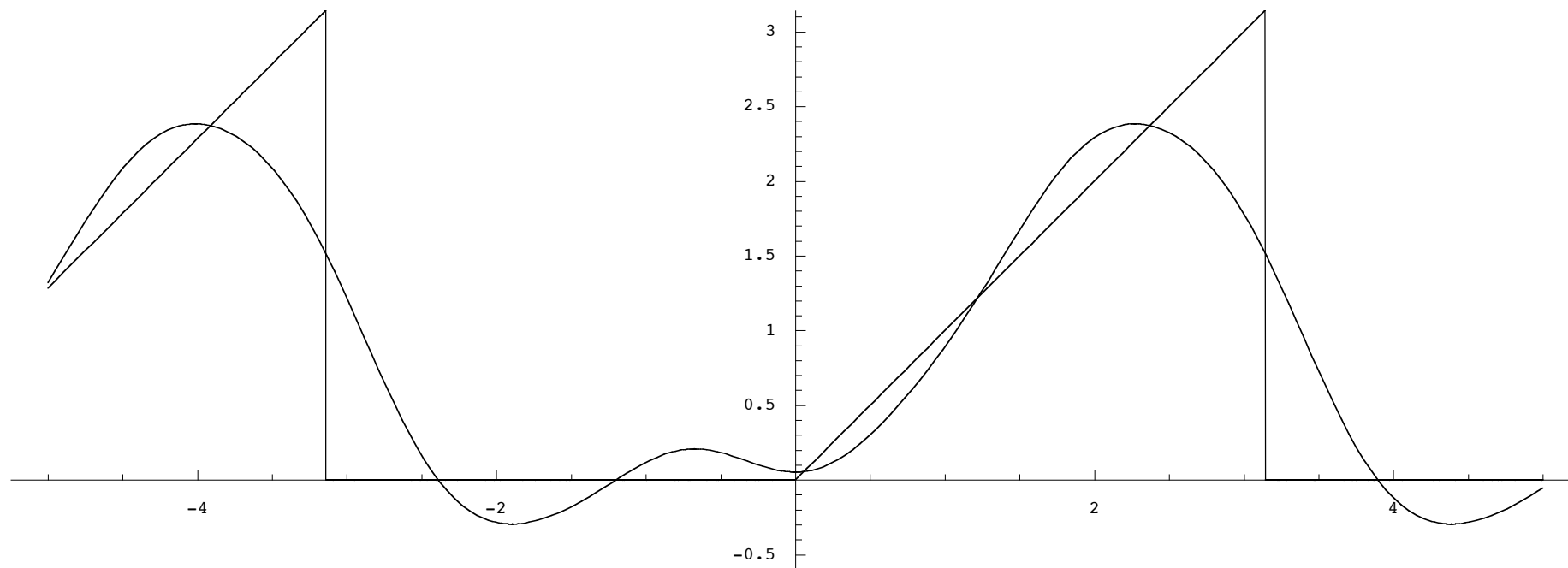
- Graphics -

```
Plot[{If[x > Pi, 0, If[x > 0, x, If[x > -Pi, 0, 2Pi + x]]],  
      Pi/4 - 2/Pi Cos[x] - Sum[2/Pi Cos[(2*k + 1)*x]/(2*k + 1)^2 + (-1)^k Sin[k*x]/(k), {k, 1, 1}], {x, -5, 5}, PlotPoints -> 200,  
      AspectRatio -> Automatic, PlotRange -> {-0.5, Pi}, PlotStyle -> {{Thickness[0.001]}}
```



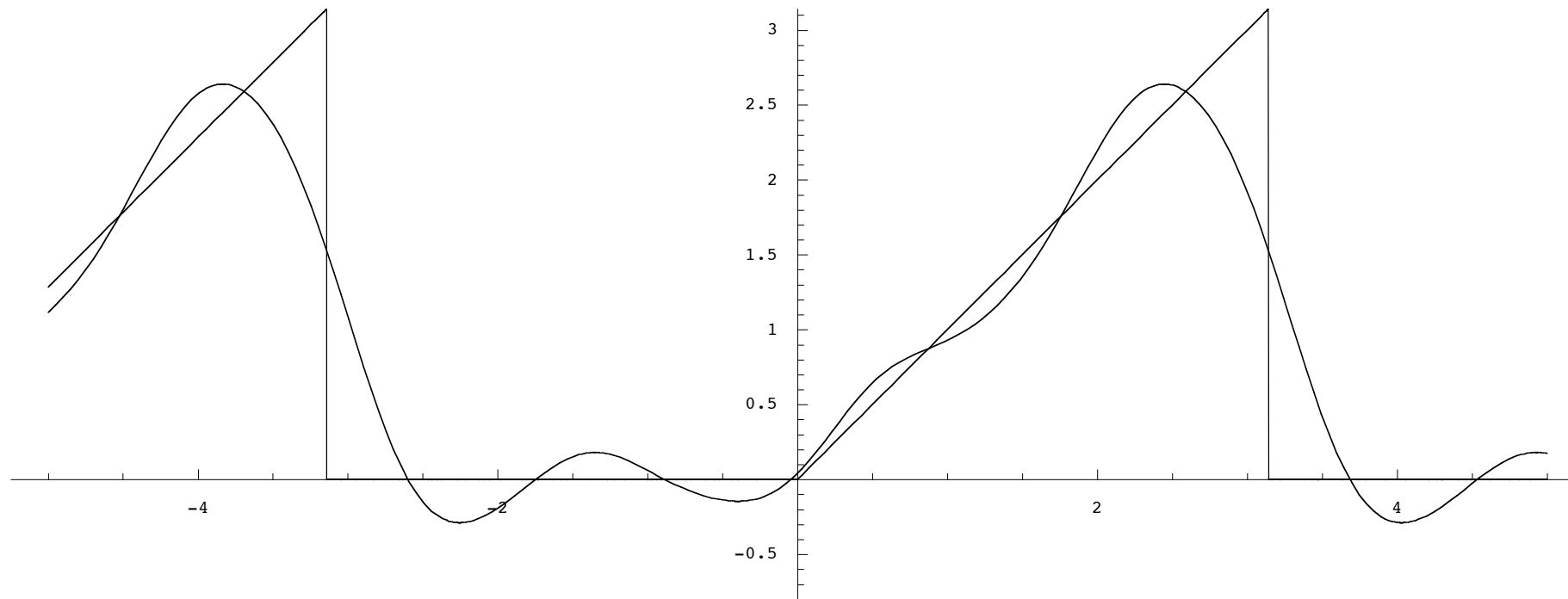
- Graphics -

```
Plot[{If[x > Pi, 0, If[x > 0, x, If[x > -Pi, 0, 2Pi + x]]},  
      Pi/4 - 2/Pi Cos[x] - Sum[2/Pi Cos[(2*k + 1)*x]/(2*k + 1)^2 + (-1)^k Sin[k*x]/(k), {k, 1, 2}], {x, -5, 5}, PlotPoints ->  
200,  
      AspectRatio -> Automatic, PlotRange -> {-0.6, Pi}, PlotStyle -> {{Thickness[0.001]}}
```



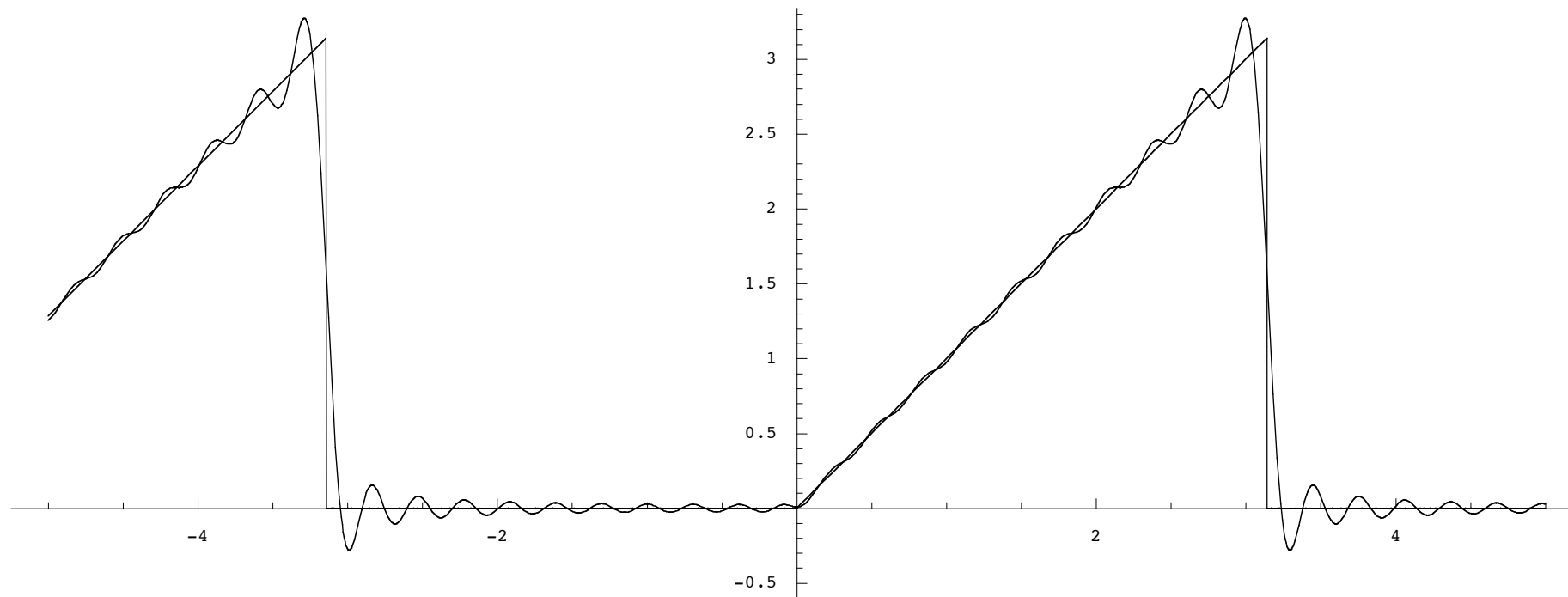
- Graphics -

```
Plot[{If[x > Pi, 0, If[x > 0, x, If[x > -Pi, 0, 2Pi + x]]},  
      Pi/4 - 2/Pi Cos[x] - Sum[2/Pi Cos[(2*k + 1)*x]/(2*k + 1)^2 + (-1)^k Sin[k*x]/(k), {k, 1, 3}], {x, -5, 5}, PlotPoints ->  
200,  
      AspectRatio -> Automatic, PlotRange -> {-0.8, Pi}, PlotStyle -> {{Thickness[0.001]}}
```



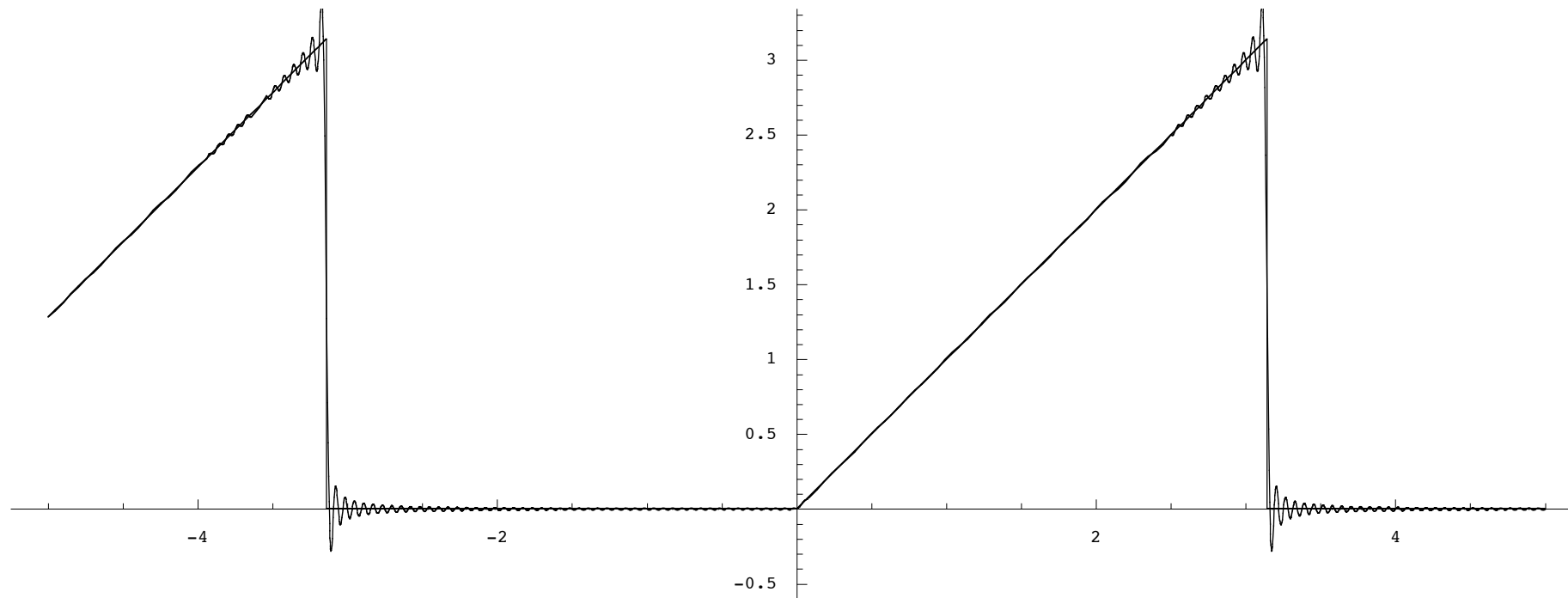
- Graphics -

```
Plot[{If[x > Pi, 0, If[x > 0, x, If[x > -Pi, 0, 2Pi + x]]],  
      Pi/4 - 2/Pi Cos[x] - Sum[2/Pi Cos[(2*k + 1)*x]/(2*k + 1)^2 + (-1)^k Sin[k*x]/(k), {k, 1, 20}], {x, -5, 5}, PlotPoints ->  
200,  
      AspectRatio -> Automatic, PlotRange -> {-0.6, Pi+0.2}, PlotStyle -> {{Thickness[0.001]}}
```



- Graphics -

```
Plot[{If[x > Pi, 0, If[x > 0, x, If[x > -Pi, 0, 2Pi + x]]],  
      Pi/4 - 2/Pi Cos[x] - Sum[2/Pi Cos[(2*k + 1)*x]/(2*k + 1)^2 + (-1)^k Sin[k*x]/(k), {k, 1, 100}], {x, -5, 5}, PlotPoints ->  
200,  
      AspectRatio -> Automatic, PlotRange -> {-0.6, Pi+0.2}, PlotStyle -> {{Thickness[0.001]}}
```



- Graphics -